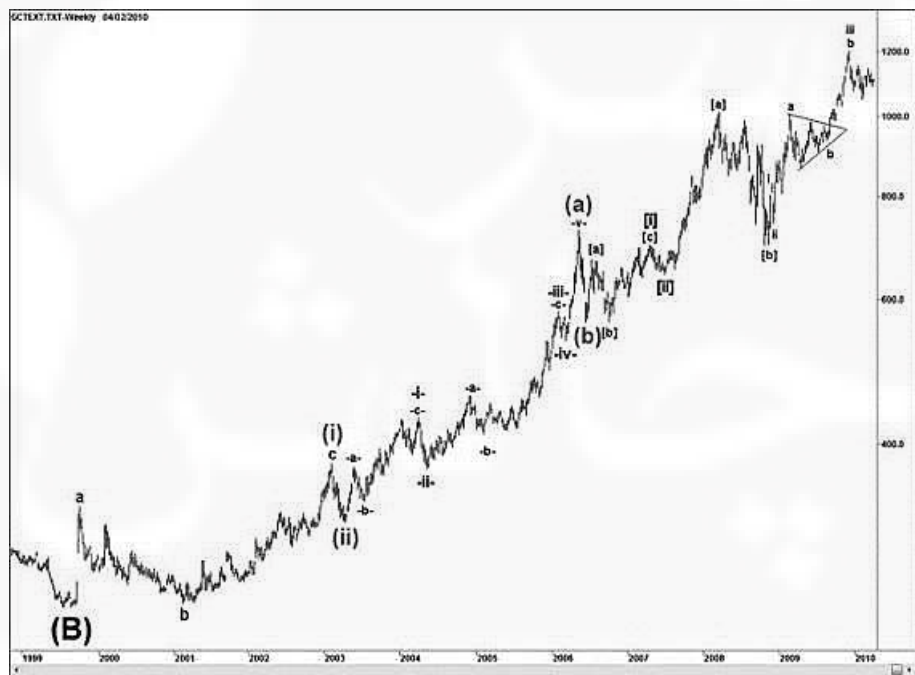


شکل ۷.۸ طلای ماهانه با چرخه‌های پایه (در زیر قرار گرفته)



شکل ۷.۹ طلای هفتگی با نمایش یک موج ناتمام (iii) از (C)

GOLD Wave (i) & (ii)		Ratio	Projection	Actual
Wave a	338.00			338.00
Wave b	338.00 -	Wave a * 100% =	253.20	255.80
Wave c	255.80 +	Wave a * 161.80% =	393.00	384.50
Wave (i)	384.50			384.50
Wave (ii)	384.50 -	Wave (i) * 50.0% =	318.85	320.10
Wave (a) of Wave (iii)				
Wave -a-	374.70			374.70
Wave -b-	374.70 -	Wave -a- * 61.80% =	340.96	340.80
Wave -c-	340.80 +	Wave -a- * 166.70% =	431.80	433.00
Wave -i-	433.00			433.00
Wave -ii-	433.00 -	Wave -i- * 50.0% =	376.55	372.00
Wave -a-	458.20			458.20
Wave -b-	458.20 -	Wave -a- * 50.0% =	415.10	411.50
Wave -c-	411.50 +	Wave -a- * 194.43% =	579.10	579.50
Wave -iii-	372.00 +	Wave -i- * 185.40% =	581.32	579.50
Wave -iv-	579.50 -	Wave -iii- * 23.60% =	530.53	534.50
Wave -v-	534.50 +	Wave -i- > -iii- * 76.4% =	732.68	728.00
Wave (a)	728.00			728.00
Wave (b) of Wave (iii)				
Wave (a)	728.00			728.00
Wave (b)	728.00 -	Wave (a) * 41.40% =	559.13	561.50

جدول ۷.۱۰ روابط امواج برای شکل ۷.۹



شکل ۷.۱۰ طلای روزانه با یک موج ناتمام [c] از [iii] از موج بزرگتر (iii) را نشان می‌دهد.

GOLD Wave (c) of (iii)		Ratio	Projection	Actual
Wave (b)	561.50			561.50
Wave (a)	669.00			669.00
Wave (b)	669.00 -	Wave (a) * 100% =	561.50	563.50
Wave (c)	63.50 +	Wave (a) * 123.60% =	696.37	698.00
Wave (j)	698.00			698.00
Wave (ii)	698.00 -	Wave (j) * 41.40% =	641.49	642.80
Wave (a)	1017.50			1017.50
Wave (b)	1017.50 -	Wave (a) * 85.40% =	697.51	698.50
Wave (c) of (iii)				
Wave i	830.50			830.50
Wave ii	830.50 -	Wave i * 66.67% =	742.51	742.00
Wave a	1005.00			1005.00
Wave b	1005.00 -	Wave a * 50.0% =	873.50	866.60
Wave c	866.60 +	Wave a * 133.34% =	1217.18	1218.40
Wave iii	742.00 +	Wave i * 361.80% =	1219.58	1218.40
Wave iv Retracements				
	1218.40 -	Wave iii * 33.30% =	1059.76	
	1218.40 -	Wave iii * 38.20% =	904.53	
	1218.40 -	Wave iii * 41.4% =	896.12	
Wave (c) Projections				
	698.50 +	Wave (a) * 176.40% =	1359.47	
	698.50 +	Wave (a) * 185.40% =	1393.19	
	698.50 +	Wave (a) * 194.43% =	1427.03	
Wave (iii) Projections	642.80 +	Wave (j) * 578.4% =	1429.59	
If Wave iv = 1050.00				
Wave v	1050.00 +	Wave i > Wave iii * 61.8% =	1371.30	
Wave v	1050.00 +	Wave i > Wave iii * 66.7% =	1396.77	
	1050.00 +	Wave i > Wave iii * 76.4% =	1447.20	

جدول ۷.۱۱ روابط امواج برای شکل ۷.۱۰



شکل ۷.۱۱ طلا روزانه توسعه موج a و b از v را نشان می‌دهد



شکل ۷.۱۲ حرکت صعودی روزانه در موج a و b از v

GOLD Wave a of Wave v		Ratio	Projection	Actual
Wave a	1097.67			1097.67
Wave b	1097.67 -	Wave a * 38.2% =	1077.26	1077.79
Wave c	1077.79 +	Wave a * 100% =	1131.22	1130.91
Wave (i)	1130.91			1130.91
Wave efa	1088.14			1088.14
Wave efb	1088.14 +	Wave efa * 133.3% =	1145.15	1144.81
Wave efc	1084.51			1084.51
Wave (ii)	1130.91 -	Wave (i) * 50.0% =	1087.58	1084.51
Wave (a)	1169.50			1169.50
Wave (b)	1169.50 *	Wave (a) * 50.0% =	1127.01	1123.67
Wave (c)	1123.67 +	Wave (a) * 138.2% =	1241.13	1249.29
Wave (iii)	1084.51 +	Wave (i) * 190.2% =	1249.36	1249.29
Wave (iv)	1249.29 -	Wave (iii) * 50.0% =	1166.90	1166.19
Wave a	1251.69			1251.69
Wave b	1251.69 -	Wave a * 41.4% =	1216.29	1214.58
Wave c	1214.58 +	Wave a * 58.6% =	1264.68	1265.00
Wave (v)	1166.19 +	Wave (i) > (iii) * 50.0% =	1268.72	1265.00
Wave a	1265.00			1265.00
Wave -a-	1224.55			1224.55
Wave -b-	1224.55 +	Wave -a- * 95.4% =	1263.14	1262.48
Wave -c-	1262.48 -	Wave -a- * 261.8% =	1156.58	1156.69
Wave b or Fa	1265.00 -	Wave a * 50.0% =	1154.62	1156.69

جدول ۷.۱۲ روابط امواج برای شکل ۷.۱۲



شکل ۷.۱۳ یک ریزش ناقص (a) (b) (c) در شاخص CAC 40

CAC 40 Wave (a)		Ratio	Projection	Actual
Wave -a-	5828.24			5828.24
Wave -b-	5828.24 +	Wave -a- * 58.6% =	6482.13	6459.50
Wave -c-	6459.50 -	Wave -a- * 76.4% =	5606.85	5603.92
Wave +-	5603.92			5603.92
Wave -ii-	5603.92 +	Wave +- * 33.3% =	6050.42	5999.18
Wave -a-	4804.40			4804.40

(continued)

CAC 40 Wave (a)		Ratio	Projection	Actual
Wave -b-	4804.40 +	Wave -a- * 76.4% =	5717.21	5728.52
Wave -c-	5728.52 -	Wave -a- * 190.2% =	3456.05	3463.07
Wave -iii-	5999.18 -	Wave -i- * 190.2% =	3448.88	3463.07
Wave -iv-	3463.07 +	Wave -iii- * 50.0% =	4731.13	4735.21
Wave -a-	4210.30			4210.30
Wave -b-	4210.30 +	Wave -a- * 90.2% =	4682.81	4696.18
Wave -c-	4696.18 -	Wave -a- * 438.2% =	2395.50	2401.15
Wave -v-	4735.21 -	Wave +- > -iii- * 66.7% =	2412.92	2401.15
Wave -c- of Wave -v-				
Wave i	4239.72			4239.72
Wave ii	4239.72 +	Wave i * 58.6% =	4507.21	4497.46
Wave iii	4497.46 -	Wave i * 361.8% =	2845.99	2898.60
Wave iv	2898.60 +	Wave iii * 41.4% =	3650.53	3601.41
Wave v	3601.41 -	Wave i > iii * 66.7% =	2402.15	2401.15

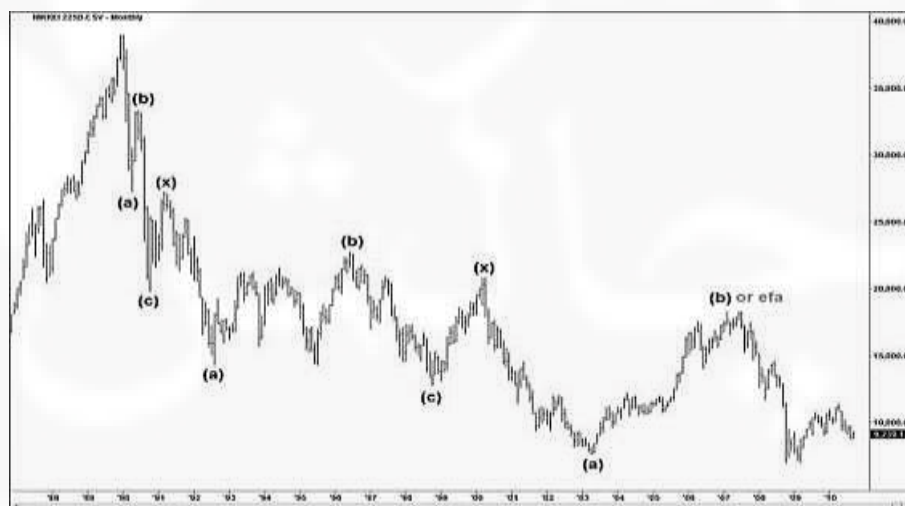
جدول ۷.۱۳ ریزش موج (a) در شاخص CAC 40 فرانسه

CAC 40 Wave (b)		Ratio	Projection	Actual
Wave -a-	3831.54			3831.54
Wave -b-	3831.54 -	Wave -a- * 23.6% =	3496.26	3452.41
Wave i	4143.93			4143.93
Wave ii	4143.93 -	Wave i * 38.2% =	3879.77	3882.42
Wave a	4651.11			4651.11
Wave b	4651.11 -	Wave a * 50.0% =	4266.77	4288.15
Wave c	4288.15 +	Wave a * 138.2% =	5350.48	5329.16
Wave iii	3882.42 +	Wave i * 198.4% =	5254.40	5329.16
Wave iv	5329.16 -	Wave iii * 50.0% =	4605.79	4564.69
Wave a	5771.69			5771.69
Wave b	5771.69 -	Wave a * 38.2% =	5310.62	5295.58
Wave c	5295.58 +	Wave a * 76.4% =	6217.73	6168.15
Wave v	4564.69 +	Wave i > iii * 85.4% =	6167.43	6168.15
Wave -c-	3452.41 +	Wave -a- * 190.2% =	6173.01	6168.15

جدول ۷.۱۴ اصلاح در موج (b) در شاخص

CAC 40 to Wave iii-of (c)		Ratio	Projection	Actual
Wave -a-	5837.14			5837.14
Wave -b-	5837.14 +	Wave -a- * 95.4% =	6152.92	6156.16
Wave -c-	6156.16 -	Wave -a- * 285.4% =	5211.46	5217.70
Wave -i-	5217.70			5217.70
Wave -ii-	5217.70 +	Wave -i- * 66.7% =	5851.27	5882.07
Wave -a-	4416.71			4416.71
Wave -b-	4416.71 +	Wave -a- * 50.0% =	5149.39	5142.10
Wave -c-	5142.10 -	Wave -a- * 185.4% =	2425.32	2465.46
Wave -iii-	5882.70 -	Wave -i- * 361.8% =	2443.34	2465.46
Wave -iv-	2465.46 +	Wave -iii- * 50.0% =	4173.77	4088.18

جدول ۷.۱۵ ریزش در موج (c) در شاخص CAC 40



شکل ۷.۱۴ ریزش در شاخص نیکی ژاپن از سقف سال ۱۹۸۹

Monthly decline in Nikkei 225		Ratio	Projection	Actual
Wave (a)	27251			27251
Wave (b)	27251 +	Wave (a) * 50.0% =	33104	33345
Wave (c)	33345 -	Wave (a) * 114.6% =	19930	19782
Wave (x)	19782 +	Wave (a) > (c) * 38.2% =	27107	27270
Wave (a)	14194			14194
Wave (b)	14194 +	Wave (a) * 66.7% =	22910	22757
Wave (c)	22757 -	Wave (a) * 76.4% =	12767	12788
Wave (x)	12788 +	Wave (a) > (c) * 50.0% =	20732	20833
Wave (a)	7604			7604
Wave (b)	7604 +	Wave (a) * 76.4% =	17711	18300

جدول ۷.۱۶ ریزش در نیکی ۲۲۵



شکل ۷.۱۵ نزول موج (A) و اصلاح در موج (B) یا موج efa

Wave (A) decline in Nikkei 225		Ratio	Projection	Actual
Wave (i)	18091			18091
Wave (ii)	18091 +	Wave (i) * 33.3% =	19003	18987
Wave (a)	15870			15870
Wave (b)	15870 +	Wave (a) * 58.6% =	17697	17661
Wave (c)	17661 -	Wave (a) * 198.4% =	11477	11434
Wave (iii)	18987 +	Wave (i) * 276.4% =	11405	11434

(continued)

Wave (A) decline in Nikkei 225		Ratio	Projection	Actual
Wave (iv)	11434 -	Wave (iii) * 41.4% =	14561	14556
Wave (a)	9383			9383
Wave (b)	9383 +	Wave (a) * 50.0% =	11969	12081
Wave (c)	12081 -	Wave (a) * 85.4% =	7663	7604
Wave (v)	14556 -	Wave (i) > (iii) * 76.4% =	7375	7603

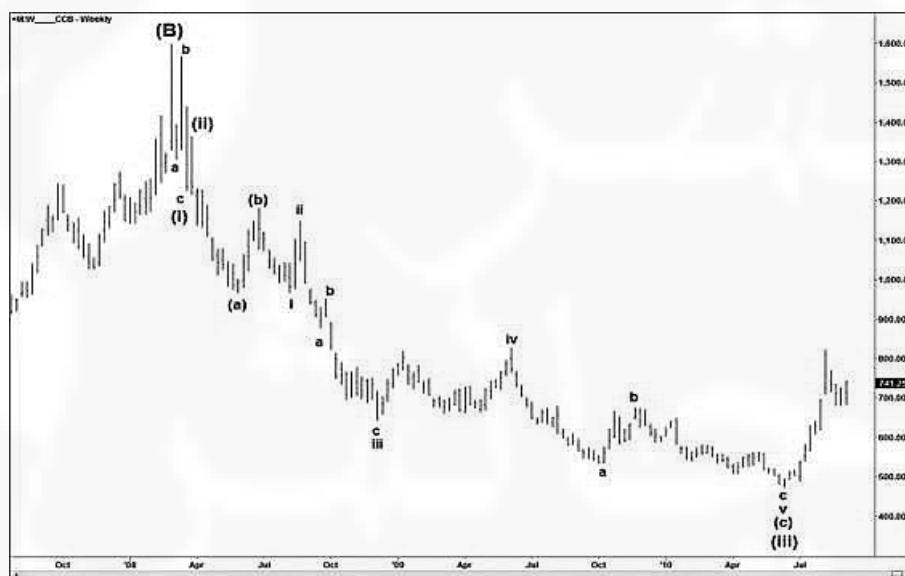
جدول ۷.۱۷ ریزش موج (A)

Nikkei 225 Wave (B) of efa		Ratio	Projection	Actual
Wave i	8339			8339
Wave ii	8339 -	Wave i * 50.0% =	7971	7962
Wave a	10070			10070
Wave b	10070 -	Wave a * 41.4% =	9197	9224
Wave c	9224 +	Wave a * 95.4% =	11235	11239
Wave iii	7962 +	Wave i * 441.4% =	11208	11239
Wave iv	11239 -	Wave iii * 50.0% =	9601	9615
Wave v	9615 +	Wave i > iii * 66.7% =	12039	12195
Wave -a-	12195			12195
Wave -b-	12195 -	Wave -a- * 33.3% =	10785	10770
Wave i	11913			11193
Wave ii	11913 -	Wave i * 23.6% =	11643	11615
Wave a	13784			11784
Wave b	11784 -	Wave a * 38.2% =	12955	12996
Wave c	12996 +	Wave a * 209.2% =	17529	17563
Wave iii	11615 +	Wave i * 523.6% =	17529	17563
Wave iv	17563 -	Wave iii * 58.6% =	14077	14045
Wave a	16901			16091
Wave b	16901 -	Wave a * 41.4% =	15719	15616
Wave c	15616 +	Wave a * 95.4% =	18341	18300
Wave v	14045 +	Wave i > iii * 61.8% =	18243	18300
Wave -c-	10770 +	Wave -a- * 161.8% =	18200	18300

جدول ۷.۱۸ روابط موج (B)

Decline in Nikkei 225		Ratio	Projection	Actual
Wave -a-	16533			16533
Wave -b-	16533 +	Wave -a- * 100.0% =	18300	18297
Wave -c- or Wave (i)	18297 -	Wave -a- * 166.7% =	15351	15262
Wave -x- or Wave (ii)	17489			17489
Wave -a-	11691			11691
Wave -b-	11691 +	Wave -a- * 50.0% =	14591	14601
Wave -c- or Wave (iii)	14601 -	Wave -a- * 33.3% =	6872	7021
Retracement	11408			11408

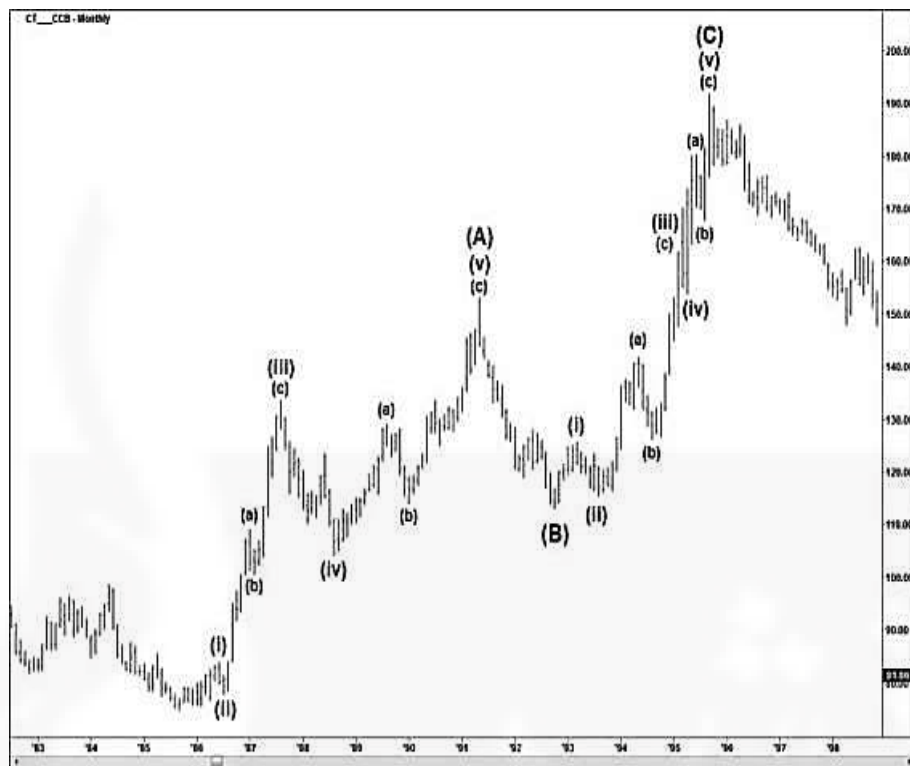
جدول ۷.۱۹ روابط امواج در روند نزولی تا اینجا



شکل ۷.۱۶ ریزش در موج (iii) در قرارداد آتی گندم هفتگی

Wave (C) decline in Wheat		Ratio	Projection	Actual
Wave a	1304.50			1304.50
Wave b	1304.50 +	Wave a * 90.2% =	1568.75	1566.50
Wave c	1566.50 -	Wave a * 114.6% =	1230.25	1225.50
Wave (i)	1225.50			1225.50
Wave (ii)	1225.50 +	Wave (i) * 38.2% =	1367.75	1363.50
Wave (a)	965.75			965.75
Wave (b)	965.75 +	Wave (a) * 85.4% =	1187.50	1187.75
Wave i	965.75			965.75
Wave ii	965.75 +	Wave i * 76.4% =	1135.50	1147.75
Wave a	877.75			877.75
Wave b	877.75 +	Wave a * 23.6% =	941.27	951.75
Wave c	951.75 -	Wave a * 114.6% =	642.25	643.75
Wave iii	1147.75 -	Wave i * 223.6% =	651.25	643.75
Wave iv	643.25 +	Wave iii * 38.2% =	836.25	826.25
Wave a	533.75			533.75
Wave b	533.75 +	Wave a * 50.0% =	680.00	675.25
Wave c	675.25 -	Wave a * 66.7% =	480.15	472.75
Wave v	826.25 -	Wave i > iii * 66.7% =	463.50	472.75
Wave (c)	1187.75 -	Wave (a) * 176.4% =	469.75	472.75
Wave (iii)	1363.50 -	Wave (i) * 238.2% =	476.25	472.75

جدول ۷،۲۰ روابط امواج برای شکل ۷،۱۶



شکل ۷،۱۷ حرکت صعودی (A) (B) (C) در آتی پنبه

(A)(B)(C) rally in Cotton		Ratio	Projection	Actual
Wave (i)	83.81			83.81
Wave (ii)	83.81 -	Wave (i) * 66.67% =	77.77	77.80
Wave (a)	109.30			109.30
Wave (b)	109.30 -	Wave (a) * 33.3% =	98.81	100.42
Wave (c)	100.42 +	Wave (a) * 105.6% =	133.68	133.70
Wave (iii)	77.80 +	Wave (i) * 614.6% =	133.48	133.70
Wave (iv)	133.70 -	Wave (iii) * 50.0% =	105.69	103.99
Wave (a)	133.70			133.70
Wave (b)	133.70 -	Wave (a) * 33.3% =	123.81	125.10
Wave (c)	125.10 +	Wave (a) * 95.4% =	153.44	153.08
Wave (v)	103.99 +	Wave (i) > (iii) * 85.4% =	154.22	153.08
Wave (A)	153.08			153.08
Wave (B)	153.08 -	Wave (A) * 50.0% =	113.92	113.09
Wave (i)	147.98			147.98
Wave (ii)	147.98 -	Wave (i) * 76.4% =	116.08	115.48
Wave (a)	141.88			141.88
Wave (b)	141.88 -	Wave (a) * 61.8% =	125.56	125.74
Wave (c)	125.74 +	Wave (a) * 138.2% =	162.73	161.70
Wave (iii)	115.48 +	Wave (i) * 366.7% =	161.87	161.70
Wave (iv)	161.70 -	Wave (iii) * 14.6% =	154.95	153.75
Wave (a)	180.27			180.27
Wave (b)	180.27 -	Wave (a) * 66.7% =	167.89	167.76
Wave (c)	167.76 +	Wave (a) * 133.3% =	192.51	191.65
Wave (v)	153.75 +	Wave (i) > (iii) * 76.4% =	190.89	191.65
Wave (C)	113.09 +	Wave (A) * 100% =	191.42	191.65

جدول ۷،۲۱ نسبت‌ها در حرکت صعودی (A) (B) (C) در آتی پنبه